



IPZ5- 5-digit digital panel meter in 96x48 mm (BxH) two direct voltage/direct current signals 10 VDC, 0/4-20 mA, with calculation

- red display of -9999...99999 digits
- installation depth: 120 mm without plug-in screw terminal
- digit height 14 mm
- two independently adjustable analog outputs
- calculation of the channels by addition, subtraction, multiplication or division
- manual or automatic switching between channels and calculation channel
- resolution 24 bit
- up to 100 measurements/s respectively 50 measurements/s, 2 channels
- adjustment via factory settings or directly via sensor signal
- min/max-memory
- 30 additional adjustable support points per channel
- permanent wire breakage control
- display flashing at threshold value exceedance / undercut
- zero key for the triggering of Hold, Tara, channel switching
- flexible alarm system with adjustable delay times
- galv. isolated digital input for the triggering of Hold, Tara or channel switching
- sensor supply
- programming interlock via access code
- protection class IP65 at the front
- plug-in screw terminal
- optional: 2 or 4 relay outputs
- optional: 1 independently scalable analog output
- optional: interface RS232 or RS485
- accessory: PC-based configuration kit PM-TOOL incl. USB-adapter

• **Two measuring inputs – direct voltage, direct current**

Power supply 100-240 VAC / DC ± 10%

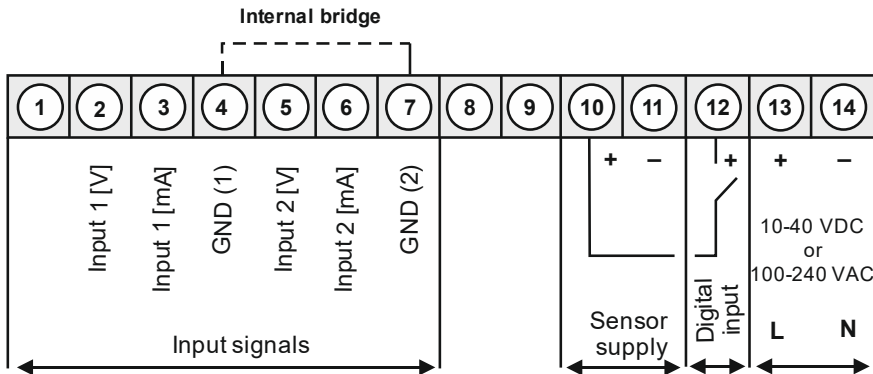
PIZ5.0301.1S70D

338.90

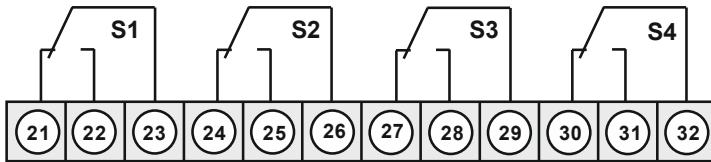
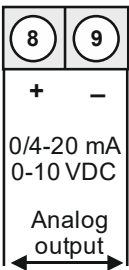
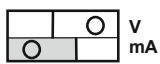
Power supply 10-40 VDC galv. isolated / 18-30 VAC

IPZ5.0301.1W70D

354.80

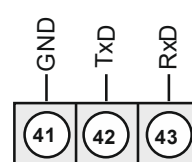


Options:

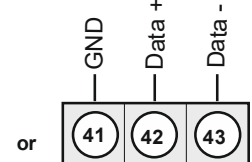


Relay 1 and 2

Relay 3 and 4



Interface RS232



Interface RS485

• **Product key options**

IP	Z	5.	0	3	X	1.	1	S	7	0	D
IP	Z	5.	0	3	X	1.	1	W	7	0	D

EUR

D	Dimension/physical unit, customer-specific settings	20.00
2	2 relay outputs	53.00
4	4 relay outputs	68.80
X	Analog output 0-10 VDC / 0/4-20 mA	127.10
3	Interface RS232 with galvanic isolation	63.50
4	Interface RS485 with galvanic isolation	63.50

• **Parameterisation software**

PC based configuration software PM-Tool for a simple adjustment of standard devices, incl. USB-adaptor. Programming happens via an interface on the back.

PM-TOOL-MUSB4

94.30

• **Technical data**

Dimensions	Housing	B96 x H48 x D120 mm, (including plug-in terminal D = 139 mm)
	Panel cut-out	92.0 ^{+0.8} x 45.0 ^{+0.6} mm
	Fixing	screw element for a wall thickness of up to 15 mm
	Housing material	PC Polycarbonate, black
	Sealing material	EPDM, 65 Shore, black
	Protection class	at the front IP65 standard, at the back IP00
	Weight	approx. 300 g
	Connection	plug-in terminal; cable cross-section up to 2.5 mm ²
Display	Display	5-digit
	Digit height	14 mm, segment colour: red
	Display range	-19999 up to 99999
	Switching points	one LED per switching
	Overflow	horizontal bars at the top
	Underflow	horizontal bars at the bottom
	Display time	0.1 to 10.0 seconds
Measuring input	Measuring range	0-10 VDC and 0/4-20 mA
	Input resistance	0-10 VDC: R _i = ~150 kΩ 0/4-20 mA: R _i = ~50 Ω
	Measuring error	0.02% of measuring range + 0.01% of measuring value, ±1 digit at 1 sec measuring time
	Drift of temperature	all measuring inputs 50 ppm/K, at T _U < 20°C respectively > 40°C
	Measuring time	one channel: 0.02...10.00 seconds two channels: 0.04...10.00 seconds
	Measuring principle	Sigma/Delta
	Resolution	24 bit
Digital input	Input galv. isolated	<2.4 V OFF; >10 V ON; max. 30 VDC, R _i ~ 5 kΩ
Output	Relay	with change-over contact 250 V / 5 AAC, 30 V / 5 ADC
	Switching cycles	30 * 10 ³ at 5 AAC, 5 ADC with ohm resistive burden, 10 * 10 ⁶ mechanically
	Analog output (galv. isolated)	Division according to DIN EN50178 / Characteristics according to DIN EN 60255 0-10 VDC / burden ≥ 10 kΩ, 0/4-20 mA / burden ≤ 500 Ω, 16 bit
	Sensor supply	24 VDC / 50 mA
Interface	Protocol	ASCII manufacturer-specific
	RS232	9.600 Baud, no parity, 8 DataBit, 1 StopBit, cable length, max. 3 m
	RS485	9.600 Baud, no parity, 8 DataBit, 1 StopBit, cable length, max. 1000 m
Power supply	Supply	100-240 VAC 50/60 Hz, DC ± 10% (max. 15 VA) 10-40 VDC galv. isolated, 18-30 VAC 50/60 Hz (max. 15 VA)
Memory	EEPROM	Data life ≥ 100 years at 25°C
Ambient conditions	Working temperature	0°C to + 50°C
	Storing temperature	-20°C to + 80°C
	Weathering resistance	relative humidity 0-75% on years average without dew
CE-sign	Conformity according to directive 2014/30/EU	
EMV	EN 61326, EN 55011	
Safety regulations	According to low voltage directive 2014/35/EU, EN 61010; EN 60664-1	

Housing:

