

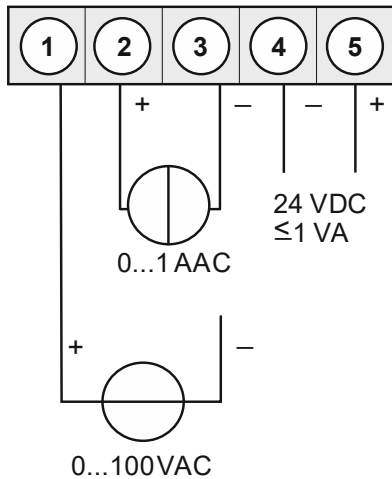
**IM1 – 4-digit digital panel meter in 96x24 mm (WxH)
 AC voltage / AC current signals rms-value (TRMS)**

- **0-100 VAC, 0-1 AAC**
- **0-300 VAC, 0-5 AAC (special measuring input H)**

- red display of -1999...9999 Digits (optional green, orange, blue or tricolour display)
- compact installation depth: 57 mm without plug-in terminal
- adjustment via factory default or directly on the sensor signal
- min/max-memory
- 10 adjustable supporting points
- display flashing at threshold value exceedance/undercut
- navigation keys for the recall of min/max-values or limit value corrections during operation
- tara function
- programming interlock via access code
- protection class IP65 at the front
- plug-in terminal
- accessories: pc-based configuration-kit PM-TOOL with USB adapter
- on request: devices for working temperatures of -40°C...+70°C



• Alternating current, alternating voltage (AC)



Supply 230 VAC

Supply 230 VAC
 special measuring input H

Supply 24 VDC

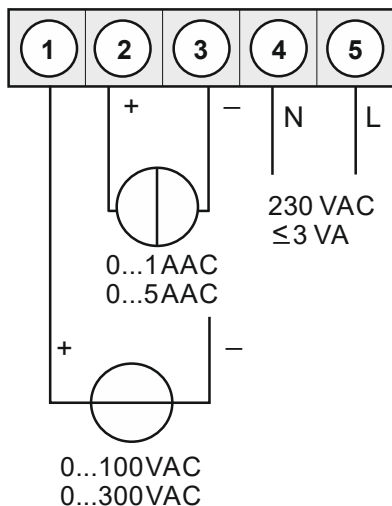
ORDER NUMBER **EUR**
 (without options)

IM1-3VR4B.0004.570xD **185,30**

IM1-3VR4B.0H04.570xD **215,30**

IM1-3VR4B.0004.770xD **195,80**

• Alternating current, alternating voltage (AC) – special measuring input H



• Order key options

IM	1-	3	V	R	4	B.	0	x	0	4.	5	7	0	x	D	EUR	
IM	1-	3	V	R	4	B.	0	0	0	4.	7	7	0	x	D		
															D	Dimension/physical unit, customer-specific settings	20,00
															1	without keypad, operation via PM-TOOL	10,60
															X	Other voltage supplies on request!	
															B	Blue	35,00
															G	Green	10,10
															Y	Orange	10,10

Please state physical unit in order, e.g. m/min.

• Parameterisation software

PC based configuration software PM-Tool for devices without keypad, for a simple adjustment of standard devices, incl. USB-adapter. Programming happens via an interface on the back.

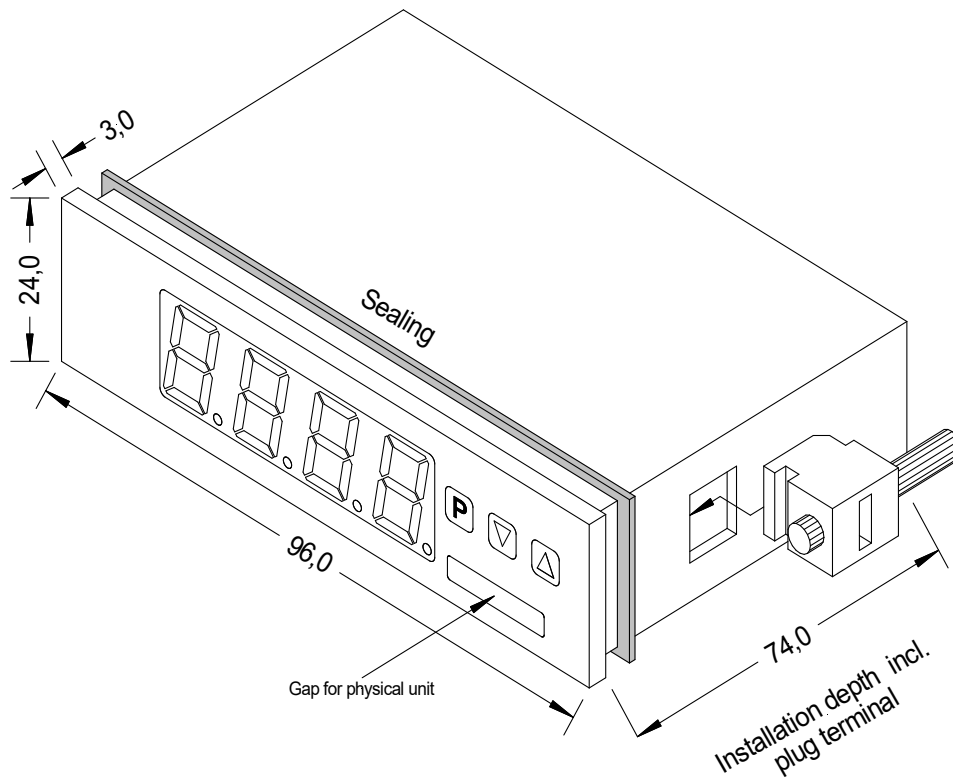
PM-TOOL-MUSB4

94,30

• Technical data

Dimensions	Housing	W96 x H24 x D57 mm (including plug-in terminal D=74 mm)
	Panel cut-out	92.0 ^{+0.8} x 22.2 ^{+0.3} mm
	Fixing	screw elements for insulation thickness up to 3 mm
	Housing material	PC polycarbonate, black
	Sealing material	EPDM, 65 Shore, black
	Protection class	at the front IP65 standard, back side IP00
	Weight	approx. 150 g
	Connection	plug-in terminal; line cross-section up to 2.5 mm ²
Display	Display	4-digit
	Digit height	14 mm
	Segment colour	red (standard), optional available in green, blue or orange
	Range of display	-1999 to 9999
	Threshold values	optical display flashing
	Overflow	horizontal bars at the top
	Underflow	horizontal bars at the bottom
	Display time/Meas. time	0.1 to 10.0 seconds
Measuring input	Measuring range	300 VAC / 100 VAC / 5 AAC / 1 AAC
	Input resistance	Ri at ~ 1 MΩ / Ri at ~ 330 kΩ / Ri at ~ 0,05 Ω / Ri at ~ 0,2 Ω
	Measuring error	0.5 % final value at 50 Hz...1kHz up to crestfactor 4 for input signals of 1...100% of final value
	Temperature drift	100 ppm/K
	Measuring time	0.1 ... 10.0 seconds
	Measuring principle	U/F-conversion
	Resolution	approx. 18 bit at 1 second measuring time
Power pack	Supply	230 VAC ± 10 % (max. 3 VA) 24 VDC ± 10 %, galvanic isolated (max. 1 VA)
Memory	EEPROM	Data life ≥ 100 years at 25°C
Ambient conditions	Working temperature	0 to + 60°C
	Storing temperature	-20 to + 80°C
	Climatic density	relative humidity 0-85% on years average without dew
CE-sign	Conformity to directive	2014/30/EU
EMV	EN 61326, EN 55011	
Safety standard	According to low voltage directive	2014/35/EU, EN 61010; EN 60664-1

Housing:



• Order key

		IM	1-	3	V	R	4	B.	0	x	0	4.	7	7	0	x	D
Basic type M-Line																	
Type	IM1-line																
		1															
Housing size	96x24x57mm (WxHxD)																
		3															
Display type	V, A																
		V															
Display colours	Blue	B															
	Green	G															
	Red	R															
	Orange	Y															
Number of digits	4-digit																
		4															
Digit height	14 mm																
		B															
Digital input	none																
		0															
		Dimension															
		D Physical unit (selectable)															
		Version															
		x internal Version															
		Switching point															
		0 No switching point															
		Protection class															
		1 No key pad, operation via PM-TOOL															
		7 IP65 / plug-in terminal															
		Voltage supply															
		5 230VAC															
		7 24VDC galv. isolated (not with special version "H")															
		Measuring input															
		4 AC voltage, AC current															
		Analog output															
		0 none															
		AC measuring inputs															
		0 0-1AAC, 0-100VAC															
		H 0-5AAC, 0-300VAC (only with 230VAC voltage supply)															