


 <p>T&R Test (Holdings) Ltd. Company</p>	<p>Capacitive Test Point Voltage Detectors Models 11 & 33kV</p>
<p>Edgcumbe</p>	

Introduction

High Voltage Detectors (HVD's) are widely used throughout the electricity industry to determine that high voltage lines are de-energized prior to work being carried out thus ensuring safety of personnel. Designed to comply with relevant IEC standards,

The HVD35/2A & the HVD47/2B have been specifically designed for use on capacitive test points of separable connectors and on insulated polymeric cables in fused cable boxes.

These HVD's have a very low threshold voltage 100V for the 11kV Type and 600V for the 33kV Type



 <p>HVD35/2A</p>  <p>HVD47/2B</p>	<p>Each HVD kit comprises the following components housed within a purpose designed carry bag;</p> <ul style="list-style-type: none"> • High Voltage Detector (HVD) • 2x RED LED Activation • Contact electrode (Bullet) • Short Handle, specifically designed for use within the confined spaces of compact substations • Polymer cleaning kit • Instruction Manual • 250mm Contact Extension (HVD47/2B only) <p>Other accessories are available and are shown overleaf depending on the configuration required.</p>
--	--

Operation & Features

HVD's are battery operated electronic contact devices that give clear indication of the status of the line under test both visually, by means of super-bright LED's and audibly with a high intensity buzzer, this ensures clear indication even in conditions of bright sunlight and high background noise

All detectors have the facility to self-check before and after use.

 <p>A wide range of models are available to cover most distribution and transmission voltages used throughout the world.</p>	<p>Features</p> <ul style="list-style-type: none"> • Automatic alarming above threshold voltage as default • Easy to use • Lightweight (600g) • Fast response time , less than 1 second • High Impact ABS body • Self-test facility • Indoor/Outdoor use • -25°C to +55°C operating temp range • Shock & drop resistant • Standard safety yellow (other colours available) • Easy access for battery replacement
---	--



High Voltage Detectors (HVD's)

Visual Indication (Safe Condition)	No lights
Voltage Present (Alarm Condition)	2x Red LEDs flashes at 2Hz and Buzzer sounds with 3.1kHz tone, modulated at -70dBA at 1.5m
Response Time:	<1second
Battery:	9v PP3-C IEC 6LF22



Contact Electrode Extensions

To distance the detector away from any source of interference four sizes of electrode extension are available in 100, 250, 650 and 1000mm

Accessories



Proving Unit

In addition to the self-test facility an external battery operated proving unit is available to check the completely assembled kit (threshold voltage dependent)

Output Voltage: 1100v P to P ±100v into a 20MΩ load