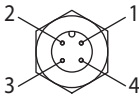


HySense QG 107

Gear volume flow sensor for high-temperature applications



Qualities	
Measuring principle	displacement
Viscosity range	5 ... 500 mm ² /s (cSt)
Medium temperature	-20 ... +160 °C
Environmental temperature	max. +50 °C (amplifier)
Storage temperature	-20 ... +85 °C
Output signal	frequency (rectangle)
Supply voltage U _b	10 ... 30 VDC
Electrical measuring connector	4 pole device connector, M12 x 1
Protection type (EN 60529 / IEC 529)	IP 64
Tightening torque	8 Nm (± 2 Nm)
Calibration viscosity	30 mm ² /s (cSt)
Material casing cover	1.4305
Material middle / bottom part	0.7060
Material sealings	FKM
Material gear wheels	1.7131
Suitable measuring cable	customer-specific

Pin assignment	Frequency
	Pin 1 = + U _b
	Pin 2 = signal
	Pin 3 = - U _b / GND
	Pin 4 = free

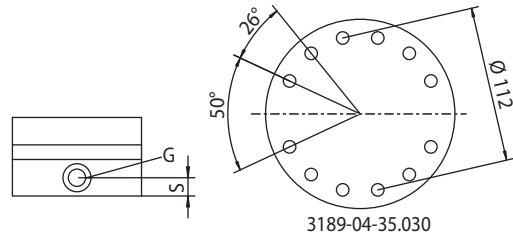
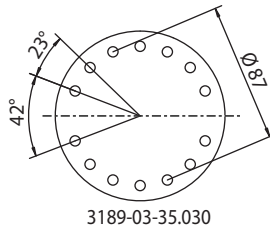
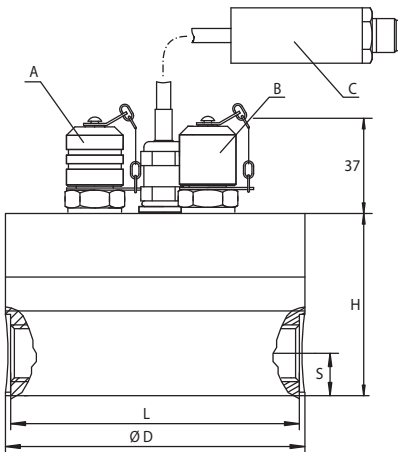
Measuring range	Geometric gear volume	Allowed working pressure		Impulses per liter	Hydraulic connector	Error limit*
		bar	MPa			
l/min	cm ³					of current value
0.2 ... 30.0	~ 0.609	630	63	1,640	ISO 228-G ³ / ₈	± 0.5 %
0.7 ... 70.0	~ 2.222	420	42	450	ISO 228-G ³ / ₄	± 0.4 %

Measuring range	Weight	Order number
l/min	g	
0.2 ... 30.0	3,700	3189-03-35.030
0.7 ... 70.0	8,600	3189-04-35.030

*: for factory calibrated viscosity
Factory standard calibration for mineral oil at 30 cSt. Other calibration viscosities optional.

HySense QG 107

QG 107

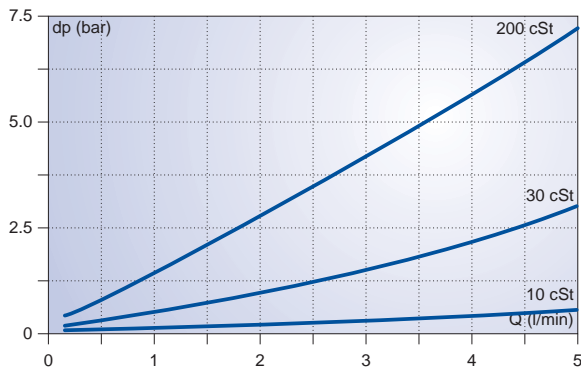


G = hydraulic connector

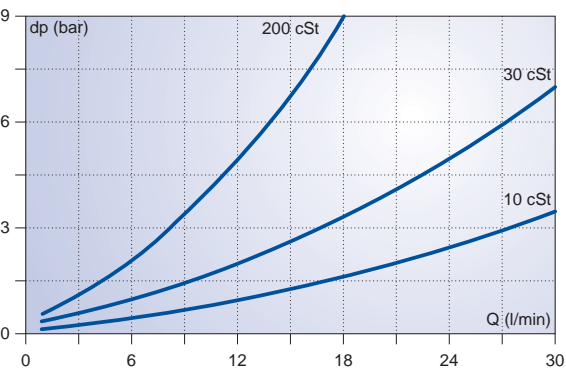
- A MINIMESS® p/T test point, series 1620
- B MINIMESS® test point, series 1620
- C Frequency sensor, high-temperature version

Measuring range	D	H	H _G	L	S	Weight	Type
	mm					g	
l/min							
0.2 ... 30.0	106	67	133	102.5	15	4,074	A
0.7 ... 70.0	136	93	153	131	20	9,000	A

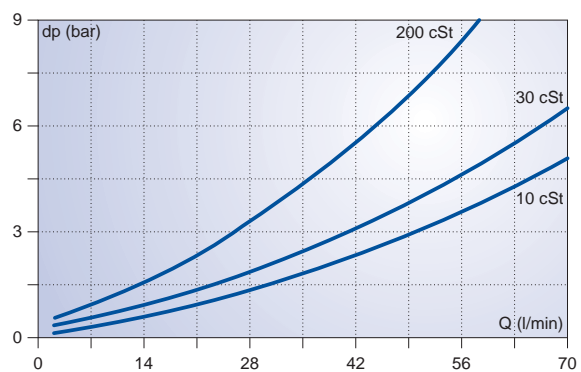
Q = 0.05 ... 5 l/min



Q = 0.2 ... 30 l/min



Q = 0.7 ... 70 l/min



Q = 3 ... 300 l/min

